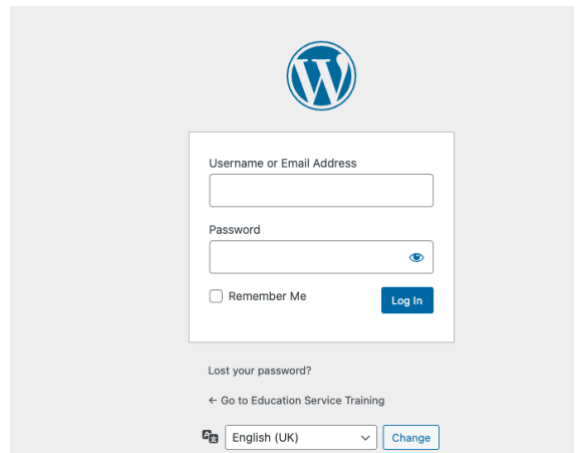


How to use The Well.

You will be automatically signed up to the new training platform by the Education Service. Your username and password will be emailed to the email address we have on file for you. This email may be in your spam/junk box or may have been stopped by your spam filter. Please contact clairewilliams@rcaos.org.uk if you have any issues.

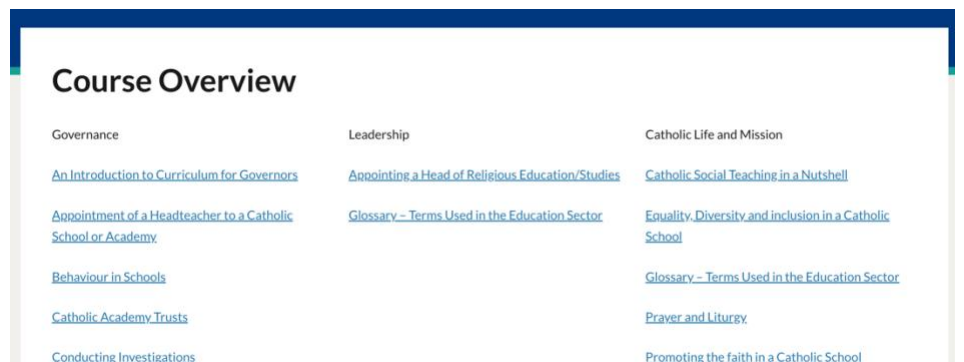
Go to www.rcaoslearn.co.uk

Login using your username and password provided in the email.



A screenshot of the WordPress login page. It features the WordPress logo at the top center. Below it is a login form with two input fields: 'Username or Email Address' and 'Password'. There is a 'Remember Me' checkbox and a 'Log In' button. Below the form, there is a link for 'Lost your password?' and a link to 'Go to Education Service Training'. At the bottom, there is a language selector set to 'English (UK)' and a 'Change' button.

Once you have logged in you will be taken to the main page.

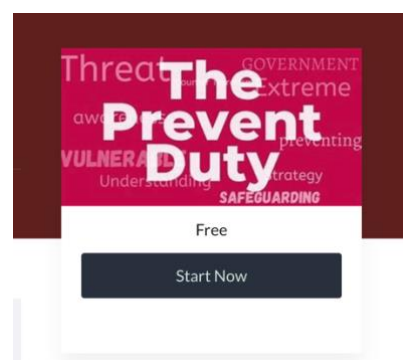


A screenshot of the 'Course Overview' page. The page has a blue header and a white background. The title 'Course Overview' is at the top. Below it, there are three columns of links under the headings 'Governance', 'Leadership', and 'Catholic Life and Mission'. The links include 'An Introduction to Curriculum for Governors', 'Appointing a Head of Religious Education/Studies', 'Catholic Social Teaching in a Nutshell', 'Appointment of a Headteacher to a Catholic School or Academy', 'Glossary - Terms Used in the Education Sector', 'Equality, Diversity and Inclusion in a Catholic School', 'Behaviour in Schools', 'Glossary - Terms Used in the Education Sector', 'Catholic Academy Trusts', 'Prayer and Liturgy', and 'Conducting Investigations', 'Promoting the faith in a Catholic School'.

To start one of the training sessions, please click on the title and then click on the read more button.

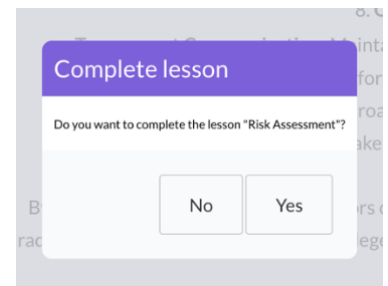
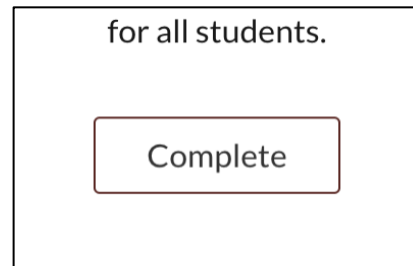
[Read more](#)

A new window will open. Please click on start now.




A screenshot of a training session advertisement. The background is dark red with white text. The main title is 'The Prevent Duty' in large white letters. Below it, there is a 'Free' label and a 'Start Now' button. The background also features various words related to the topic, such as 'Threat', 'Extreme', 'Government', 'Vulnerable', 'Safeguarding', 'Understanding', 'Strategy', and 'Preventing'.

Use the complete button at the bottom of the screen to progress through the sections.



The column on the left-hand side will show your progress through the sections and this will be saved as you go. The green tick means you have completed a section.

Understanding The Prevent Duty		
	Risk Assessment	✓
	Staff Training	✓
	Working in Partnership	✓
	Online Safety	✓
	Policy in Practice	✓